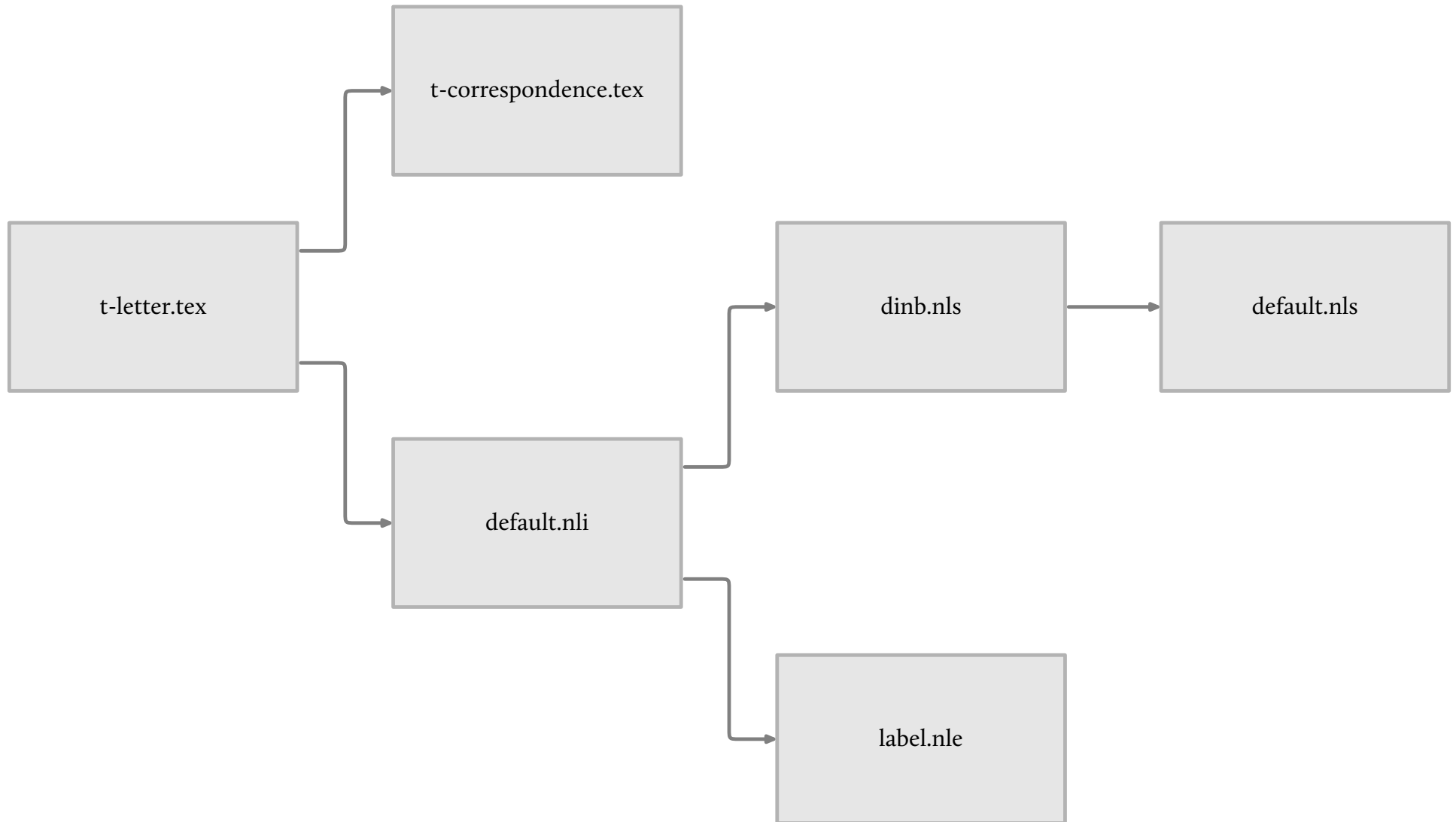


The letter module

Wolfgang Schuster

Module structure



Default interface

Setting values

- `\setlettervalue{<element>}{<content>}`
- `\setupletter[<element>=<content>,...]`

Writing a letter

```
\startletter  
  [subject={Topic of the letter},  
   opening={Dear Sir or Madam,},  
   closing={Kind regards}]
```

...

```
\ps{Postscript}  
\encl{Enclosure}  
\cc{Copy}  
\stopletter
```

Low level input

Setups

```
\startsetups letter:head
Ben Lee User\crlf
TeXstreet 12\crlf
12345 TeXtown
\stopsetups

\startsetups letter:address
John Doe\crlf
...
\stopsetups

\startsetups letter:reference
\rightaligned{\currentdate}
\stopsetups

\startsetups letter:content
the content of the letter
\stopsetups

\startsetups letter:closing
Kind regards,
\blank[3*line]
Ben Lee User
\stopsetups
```

Buffers

```
\startbuffer[lettercontent]
...
\stopbuffer

\startsetups
\getbuffer[lettercontent]
\stopsetups

or

\startlettercontent
...
\stoplettercontent
```

Styles

Example

```
\usemodule[letter][style=dinb]

\setupletter
[fromname={John Simmons},
 fromaddress={Parkstreet 12\\8257 Green Bay}]

\setupletter
[toname={Steve Wilson},
 toaddress={Nightstreet 4a\\9183 Cotton Village}]

\startletter
[opening={Dear Mr Wilson,},
 subject={Brand new templates for Word},
 closing={Best regards},
 signature={John Simmons}]

\input knuth\par

\stopletter
```

Result

John Simmons
Parkstreet 12
8257 Green Bay

Steve Wilson
Nightstreet 4a
9183 Cotton Village

Date
September 15, 2010

—
Brand new templates for Word

Dear Mr Wilson,

—
Thus, I came to the conclusion that the designer of a new system must not only be the implementer and first large-scale user; the designer should also write the first user manual.

The separation of any of these four components would have hurt T_EX significantly. If I had not participated fully in all these activities, literally hundreds of improvements would never have been made, because I would never have thought of them or perceived why they were important.

But a system cannot be successful if it is too strongly influenced by a single person. Once the initial design is complete and fairly robust, the real test begins as people with many different viewpoints undertake their own experiments.

—
Best regards

John Simmons


Layers

```
\setupletterstyle [...1;...] [...2] [...3.,...]
                        OPTIONAL

1  head foot nexthead nextfoot lethead leftfoot righthead rightfoot
   address backaddress reference location topmark botmark cutmark
   endmark usermark letternext lettermain

2  option

3  state      = start stop first next left right leftpage rightpage
              page subpage
   symbol     = IDENTIFIER
   style      =
   color      = IDENTIFIER
   alternative = IDENTIFIER
   separator  = IDENTIFIER
   leftmargin = DIMENSION
   rightmargin = DIMENSION
   spacebefore = DIMENSION
   spaceafter  = DIMENSION
```




- head, nexthead
- foot, nextfoot
- address
- backaddress
- reference
- location
- topmark, botmark, cutmark, endmark, usermark
- lettermain, letternext

Sections

```
\setupletterstyle [...1;...] [...2.,...]
```

```
1 letterhead dateline referenceline specialnotation insideaddress  
title subject opening content closing appendices  
2 before = COMMAND  
after = COMMAND  
align =  
style =  
color = IDENTIFIER  
leftmargin = DIMENSION  
rightmargin = DIMENSION  
alternative = IDENTIFIER  
separator = IDENTIFIER  
command = \...#1  
optimize = yes no
```

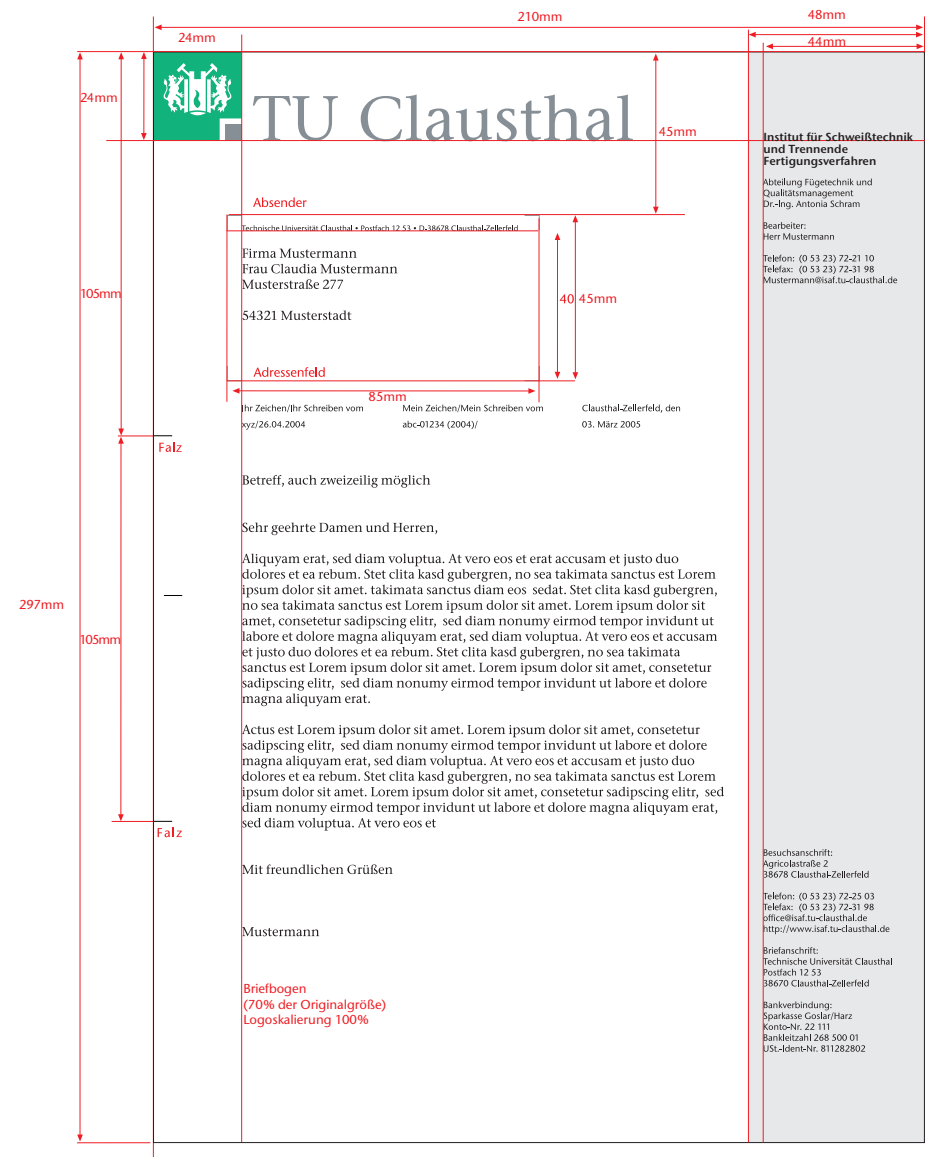
- title
- subject
- opening
- content
- closing
- appendices



Example style – Design

Elements

- Logo (image and text),
- reference line,
- sidebar,
- address line,
- backaddress



Example style – Layout

```
\useletterstyle[default]
```

```
\setupletterstyle  
[firstpage,secondpage]  
[backspace=24mm,  
cutspace=55mm,  
width=middle,  
header=0pt,  
topspace=115mm,  
bottomspace=20mm,  
footer=0pt]
```

Betreff
Sehr geehrte Damen und Herren,
Thus, I came to the conclusion that the designer of a new system must not only be the implementer and first large-scale user; the designer should also write the first user manual.
The separation of any of these four components would have hurt TeX significantly. If I had not participated fully in all these activities, literally hundreds of improvements would never have been made, because I would never have thought of them or perceived why they were important.
But a system cannot be successful if it is too strongly influenced by a single person. Once the initial design is complete and fairly robust, the real test begins as people with many different viewpoints undertake their own experiments.
Mit freundlichen Grüßen

Mustermann

Example style – Spacing

```
\setupletterstyle  
  [subject]  
  [after={\blank[2*line]}]
```

```
\setupletterstyle  
  [opening]  
  [after={\blank[1line]}]
```

```
\setupletterstyle  
  [content]  
  [after={\blank[2*line]}]
```

Betreff

Sehr geehrte Damen und Herren,

Thus, I came to the conclusion that the designer of a new system must not only be the implementer and first large-scale user; the designer should also write the first user manual.

The separation of any of these four components would have hurt TeX significantly. If I had not participated fully in all these activities, literally hundreds of improvements would never have been made, because I would never have thought of them or perceived why they were important.

But a system cannot be successful if it is too strongly influenced by a single person. Once the initial design is complete and fairly robust, the real test begins as people with many different viewpoints undertake their own experiments.

Mit freundlichen Grüßen

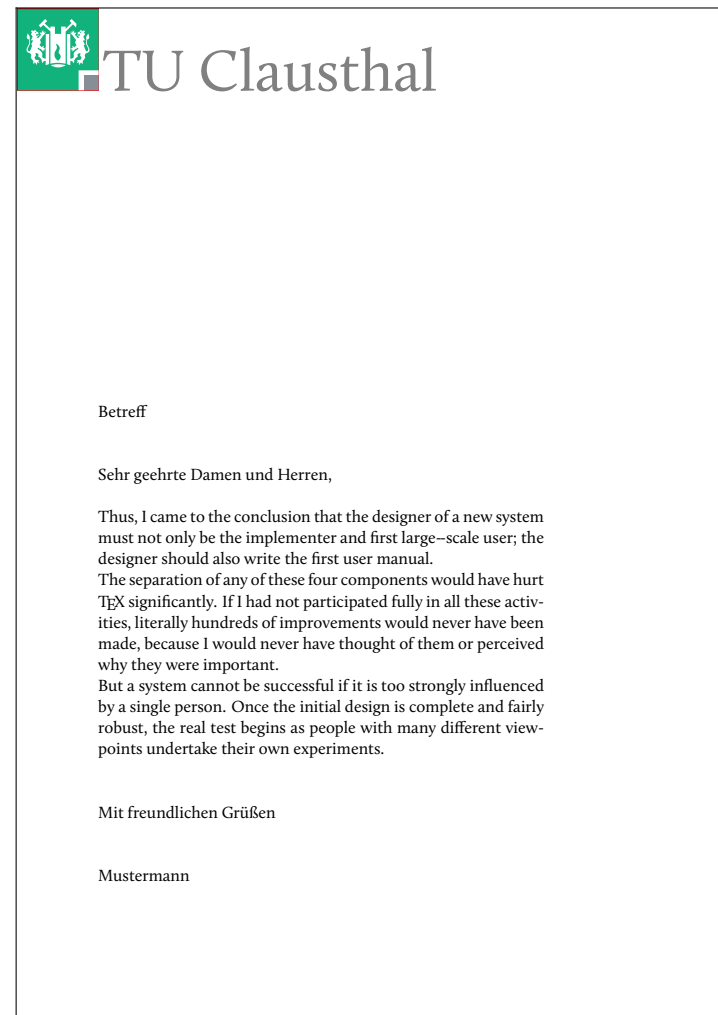
Mustermann

Example style – Head

```
\setupletterstyle  
  [head]  
  [hoffset=0pt,  
  voffset=0pt,  
  color=darkgray,  
  alternative=clausthal]
```

```
\setupletterstyle  
  [head] [frame]  
  [height=24mm]
```

```
\defineletterelement [head] [clausthal]  
  {\externalfigure [logo] [width=24mm,height=24mm]  
  \space  
  \definedfont [Serif at 50pt] TU Clausthal}
```



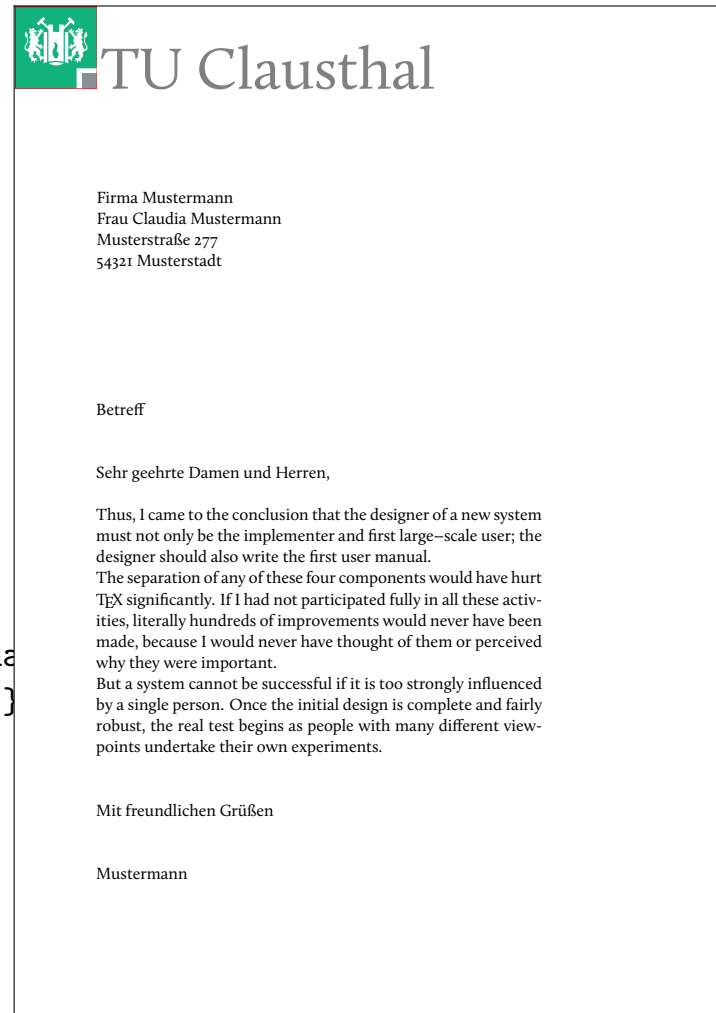
Example style – Address

```
\setupletterstyle  
[address]  
[hoffset=24mm,  
voffset=50mm,  
alternative=clausthal]
```

```
\defineletterelement[address][clausthal]  
{\blank\setupinterlinespace  
\lettervalue{toname}\\  
\lettervalue{toaddress}}
```

and

```
\setupletter  
[toname={Firma Mustermann\\Frau Claudia Musterm  
toaddress={Musterstraße 277\\54321 Musterstadt}]
```



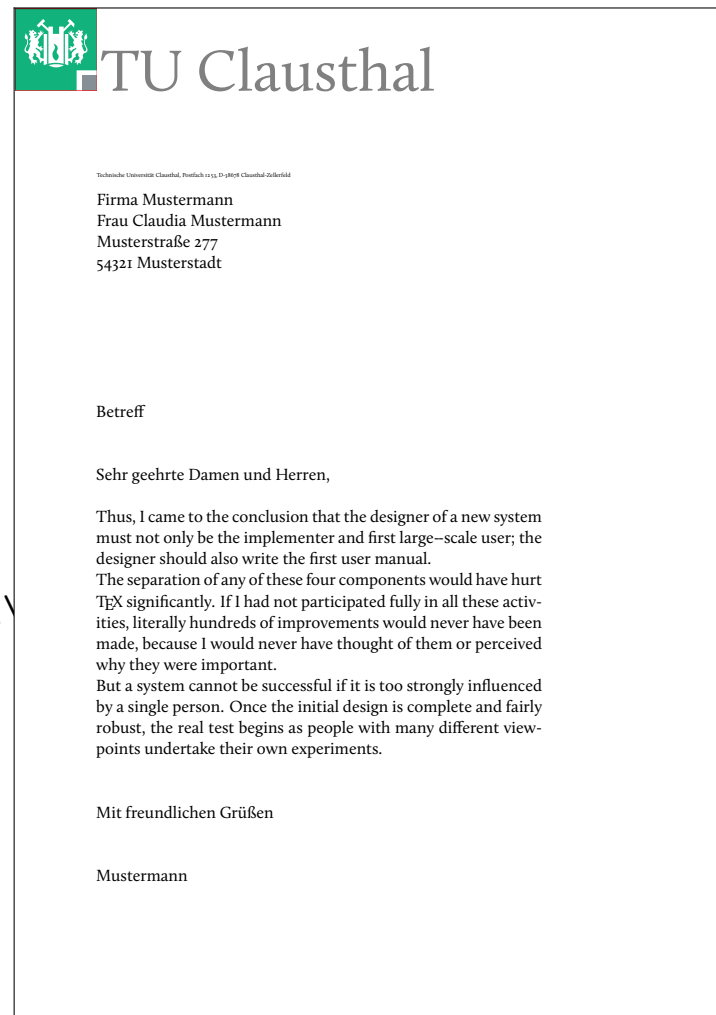
Example style – Backaddress

```
\setupletterstyle  
  [option]  
  [backaddress=yes]
```

```
\setupletterstyle  
  [backaddress]  
  [hoffset=24mm,  
   voffset=45mm,  
   style={\switchtobodyfont [5pt]}]
```

and

```
\setupletter  
  [backaddress={Technische Universität Clausthal\\  
12\,53\D-38678 Clausthal-Zellerfeld}]
```



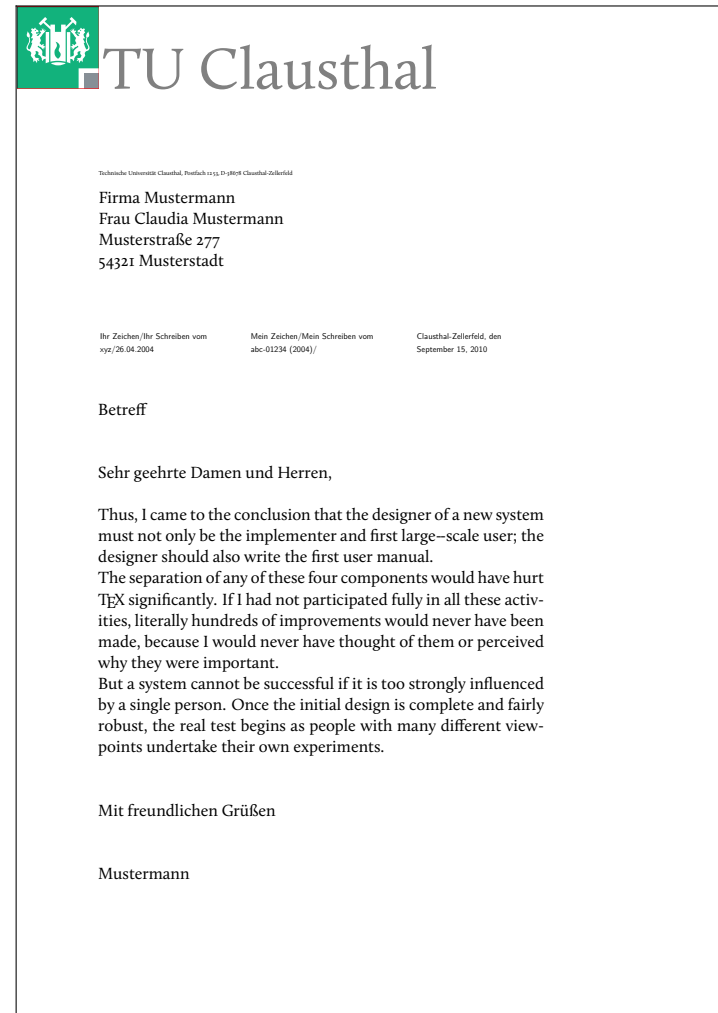
Example style – Reference line

```
\setupletterstyle
[reference]
[hoffset=24mm,
voffset=95mm,
style={\swichtobodyfont[7pt,ss]},
alternative=clausthal]

\defineletterelement[reference][clausthal]
{\bTABLE[frame=off,textwidth=\hsize,option=stretch]
\bTR
\bTD Ihr Zeichen/Ihr Schreiben vom \eTD
\bTD Mein Zeichen/Mein Schreiben vom \eTD
\bTD Clausthal-Zellerfeld, den \eTD
\eTR
\bTR
\bTD \lettervalue{mysign} \eTD
\bTD \lettervalue{yoursign} \eTD
\bTD \lettervalue{date} \eTD
\eTR
\eTABLE}
```

and


```
\setupletter
[mysign={xyz/26.04.2004},
yoursign={abc-01234 (2004)/},
date=\currentdate]
```



Example style – Sidebar (I)

```
\setupletterstyle
[location]
[preset=righttop,
background=color,
backgroundcolor=gray,
hoffset=0pt,
voffset=0pt,
alternative=clausthal,
style={\switchtobodyfont [7pt,ss]}]
```

```
\setupletterstyle
[location] [frame]
[width=48mm,
height=\paperheight,
offset=4mm,
toffset=20mm,
boffset=20mm,
align={right,broad}]
```



TU Clausthal

Technische Universität Clausthal, Postfach 12 53, D-98099 Clausthal-Zellerfeld

Firma Mustermann
Frau Claudia Mustermann
Musterstraße 277
54321 Musterstadt

Ihr Zeichen/Ihr Schreiben vom
xyz/26.04.2004 Mein Zeichen/Mein Schreiben vom
abc-01234 (2004)/ Clausthal-Zellerfeld, den
September 15, 2010

Betreff

Sehr geehrte Damen und Herren,

Thus, I came to the conclusion that the designer of a new system must not only be the implementer and first large-scale user; the designer should also write the first user manual. The separation of any of these four components would have hurt TeX significantly. If I had not participated fully in all these activities, literally hundreds of improvements would never have been made, because I would never have thought of them or perceived why they were important. But a system cannot be successful if it is too strongly influenced by a single person. Once the initial design is complete and fairly robust, the real test begins as people with many different viewpoints undertake their own experiments.

Mit freundlichen Grüßen

Mustermann

Besucherschrift:
Agricolastraße 2
38870 Clausthal

Telefon: (05323)72-2503
Telefax: (05323)72-31
office@tu-clausthal.de
http://www.isaf.tu-clausthal.de

Briefanschrift:
Technische Universität Clausthal
Postfach 12 53
38870 Clausthal-Zellerfeld

Bankverbindung:
Sparkasse Goslar/Harz
Konto-Nr. 22 111
Bankleitzahl 268 500 01

USt-Ident-Nr. 811282802

Example style – Sidebar (2)

```
\defineletterelement [location] [clausthal]
  {{{\bfa\setupinterlinespace ... \par}
  \blank
  Abteilung Fügetechnik und ... \\
  ...
  \vfill
  Besucheranschrift:\\
  Agricolastraße 2\\
  38678 Clausthal
  \blank
  ...}}

\startsetups letter:location
\letterelement [location] [clausthal]
\stopsetups

and

\setupletter
  [name={Herr Mustermann},
  phone={(0\,53\,23)\,72-21\,10},
  fax={(0\,53\,23)\,72-31\,98},
  email={Mustermann@isaf.tu-cluasthal.de}]
```



Technische Universität Clausthal, Postfach 12 53, D-38678 Clausthal-Zellerfeld

Firma Mustermann
Frau Claudia Mustermann
Musterstraße 277
54321 Musterstadt

Ihr Zeichen/Ihr Schreiben vom
xyz/26.04.2004 Mein Zeichen/Mein Schreiben vom
abc-01234 (2004)/ Clausthal-Zellerfeld, den
September 15, 2010

Betreff

Sehr geehrte Damen und Herren,

Thus, I came to the conclusion that the designer of a new system must not only be the implementer and first large-scale user; the designer should also write the first user manual. The separation of any of these four components would have hurt TeX significantly. If I had not participated fully in all these activities, literally hundreds of improvements would never have been made, because I would never have thought of them or perceived why they were important. But a system cannot be successful if it is too strongly influenced by a single person. Once the initial design is complete and fairly robust, the real test begins as people with many different viewpoints undertake their own experiments.

Mit freundlichen Grüßen

Mustermann

Besucheranschrift:
Agricolastraße 2
38678 Clausthal
Telefon: (05323)72-2503
Telefax: (05323)72-31
office@isaf.tu-clausthal.de
http://www.isaf.tu-clausthal.de

Briefanschrift:
Technische Universität Clausthal
Postfach 12 53
38678 Clausthal-Zellerfeld

Bankverbindung:
Sparkasse Goslar/ Harz
Konto-Nr. 22 111
Bankleitzahl 268 500 01
USt-Ident-Nr. 811282802